









ODISSEY			Odyssey ER8/PC310	Odyssey ER15		Odyssey ER18/PC535	Odyssey ER30	Odyssey ER40
Voltage (V)			12	12		12	12	12
Capacity (Ah)			8	15		14	34	45
CA (Amp)			310	370		535	950	1100
CCA (Amp)								
Terminals			M4	M6 Female		M6 Female	M6 Female	M6 Female
Weight (Kg)			2.7	5.5		4.9	5.7	12.5
Dimensions (mm)			138 x 86 x 102	200 X 77 X 134		176 X 84 X130	250 X 97 X 155	250 x 97 x 205
VARLEY	Varley Red Top 8	Varley Red Top 15	Varley Red Top 20	Varley Red Top 25	Varley Red Top 30	Varley Red Top 35	Varley Red Top 40	Varley Red Top 60
DMS Part No	K750-K536	7065-0005	K770-K017	7065-0017	7065-0006	7065-0018	7065-0007	
Voltage (V)	12	12	12	12	12	12	12	12
Capacity (Ah)	8	15	13	20	27	28	39	51
CA (Amp)	190	190	310	310	550	530	600	960
CCA (Amp)	100	156	185	230	450	410	500	683
Terminals	M6 Female	M6 Female	M6 Female	M6 Female	M6 Female	M6 Female	M6 Female	M6 Male
Weight (Kg)	3	5.5	4.9	7	10.6	10.7	14.9	18.5
Dimensions (mm)	138 x 86 x 102	200 X 77 X 134	176 X 84 X130	181 x 77 x 167	250 x 97 x 142	165 x 176 x 125	250 x 97 x 192	220 x 121 x 255
ALIAN T								
Model	X2	X4	X3	X4	X6	X6	X8	X8
Weight (Kg)	0.88	1.62	1.25	1.62	2.5	2.5	3.24	3.24
Dimensions (mm)	148 X 67 X 85	148 X 67 X 140	148 X 67 X 112	148 X 67 X 140	148 X 134 X 140	148 X 134 X 140	148 X 134 X 140	148 X 134 X 140
CA (Amp)	240	480	360	480	720	720	960	960
Terminals	M6 screw	M6 screw	M6 screw	M6 screw	M6 screw	M6 screw	M6 screw	M6 screw
Connector	SAE Tapered Connector	SAE Tapered Connector	SAE Tapered Connector	SAE Tapered Connector	SAE Tapered Connector	SAE Tapered Connector	SAE Tapered Connector	SAE Tapered Connector
Weight Saving (kg)	-2.12	-3.88	-3.65	-5.38	-8.1	-8.2	-11.66	-15.26
Racing cars up to 1 Litre using alternator, Motorcycles, Pit Equipment	Racing cars up to 2.5 Litres using alternator, Motorcycles, Pit Equipment. AIGP, Caterhams, Sports 2000 Duratec, FF1600, FF2000, FF Zetec, FF Duratec, F BMW, F Jedi, F Masters, F Renault, F Vee, Lotus Elise Challenge, other race cars w/o alternator up to 1600cc, other race cars with alternator up to 3000cc.	Racing cars up to 1 Litre using alternator, Motorcycles, Pit Equipment Sports 2000 Duratec, FF1600, FF2000, Formula Renault, Westfields, Caterhams.	Racing cars up to 2.5 Litres using alternator, Motorcycles, Pit Equipment Sports 2000 Duratec, FF1600, FF2000, Formula Renault, Westfields, Caterhams, BRC.	Racing cars up to 3.5 Litres using alternator, Pit Equipment Australian V8 Supercars, ALMS, Britcar, Britsports, BTCC, DTM, F3, Ferrari Challenge, FF2000, GT's, Ginetta, Group C Historic Sports, Indy Cars, LMS, Mini Challenge, Monoposto, Sports 2000 Pinto, Radicals, Rally Cars, Vdev, WTCC	Racing cars up to 3.5 Litres using alternator.. Ginetta G40, G50, G55, Morgans	Racing cars up to 6 Litres using alternator, reserve capacity for endurance and rallying, used when cars are built below the weight limit for series so the battery can be doubled up as ballast. 4x4, ALMS, Britsports, DTM, Group C, GT Endurance, GT's, LMS, NASCAR, WTCC, BTCC, WRC	Racing cars 6 Litres and above using alternator, reserve capacity for endurance and rallying, used when cars are built below the weight limit for series so the battery can be doubled up as ballast. WRC, BTCC, Dakar Rally Raid, 4x4, LMS, ALMS	